



CURVE CARATTERISTICHE - PERFORMANCES

Pompa tipo - Pump type

G3TMK-A

COSTANTI DI PROVA - TEST CONSTANTS

n = 3000 1/min

t = 15°C

$\rho = 1000 \text{ kg/m}^3$

\varnothing gir./impeller = 190 mm

h - pale/blades = 10 mm

n° pale/blades = 4

TABELLA N°

AD000099

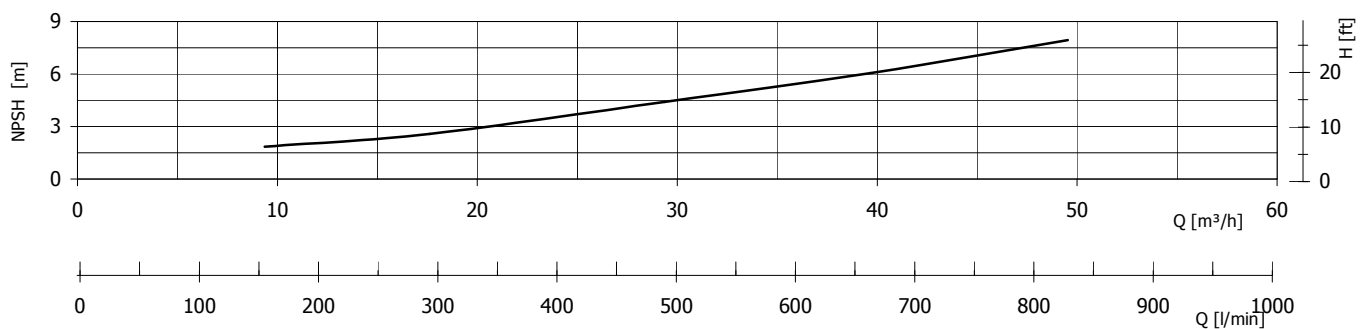
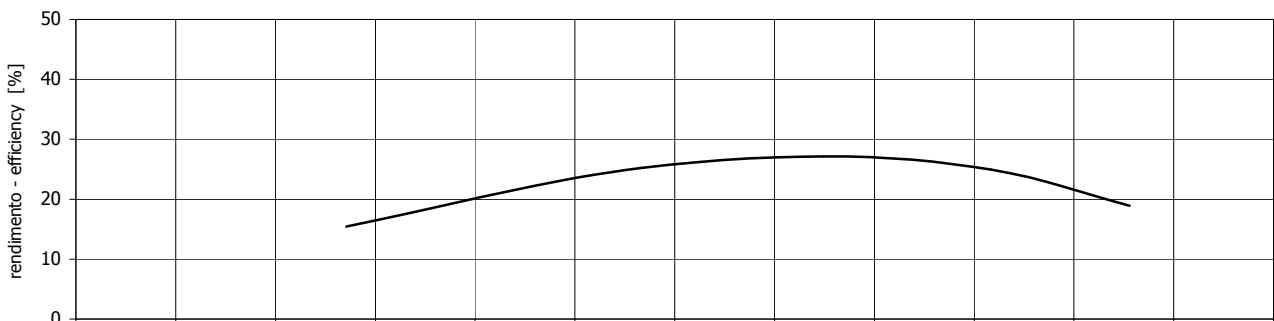
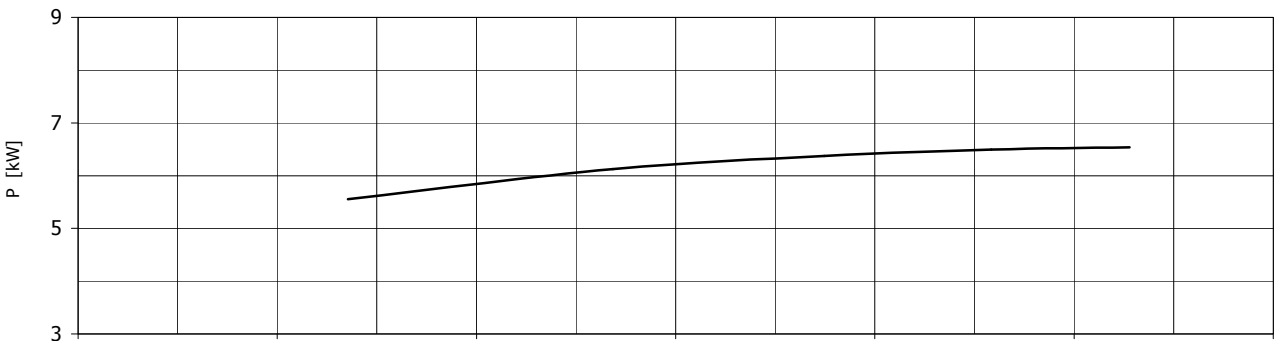
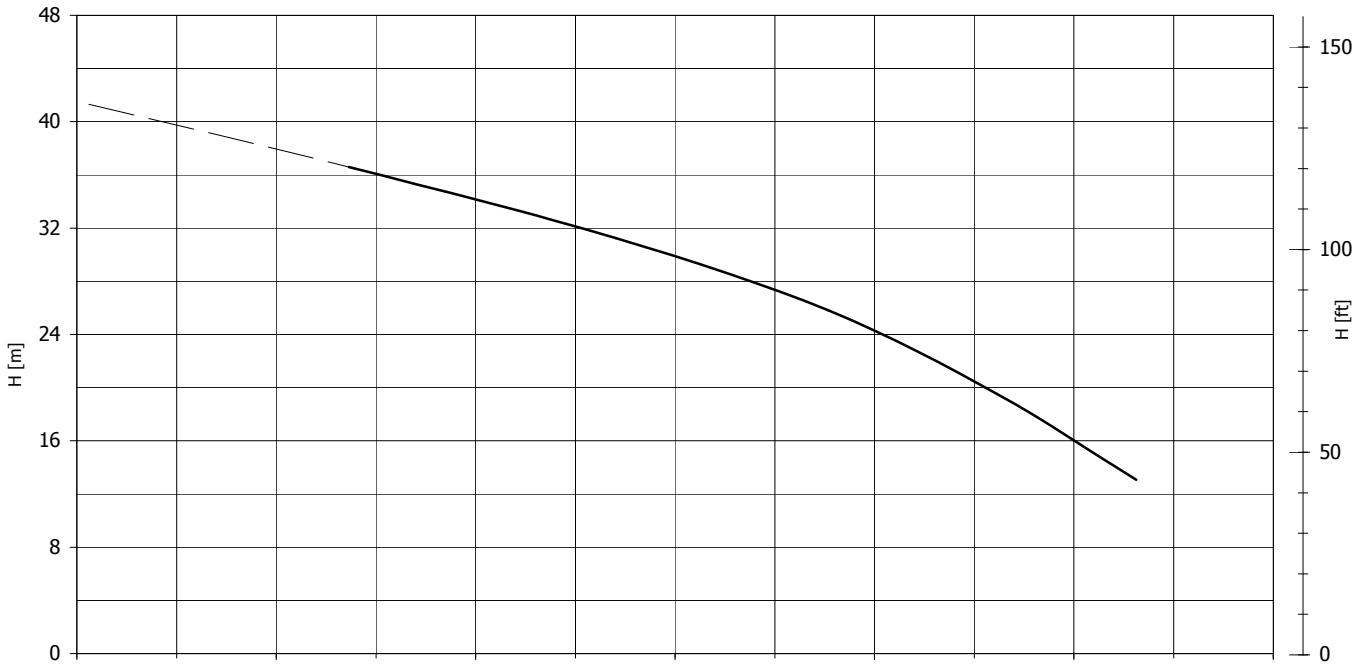
12/10/2010 Rev-A

3"G - DN80

DN (aspirazione pompa - pump suction)

3"G - DN80

DN (mand. pompa - pump delivery)



Le caratteristiche di funzionamento e di targhetta si intendono per servizio continuo ed acqua pulita, con altezza manometrica massima di aspirazione di 1 m c.a. Per altezze manometriche superiori e fino ad un massimo di 6 m c.a., le caratteristiche si riducono nei valori di portata. La tubazione aspirante deve essere assolutamente stagna. The operating characteristics of the label are to be understood for continuous service and with clear water a max manometric suction height of approximately 1 m. For higher manometric heights and up to a max of approximately 6 m, the characteristics decrease in the various delivery data. The suction piping be absolutely hermetic.